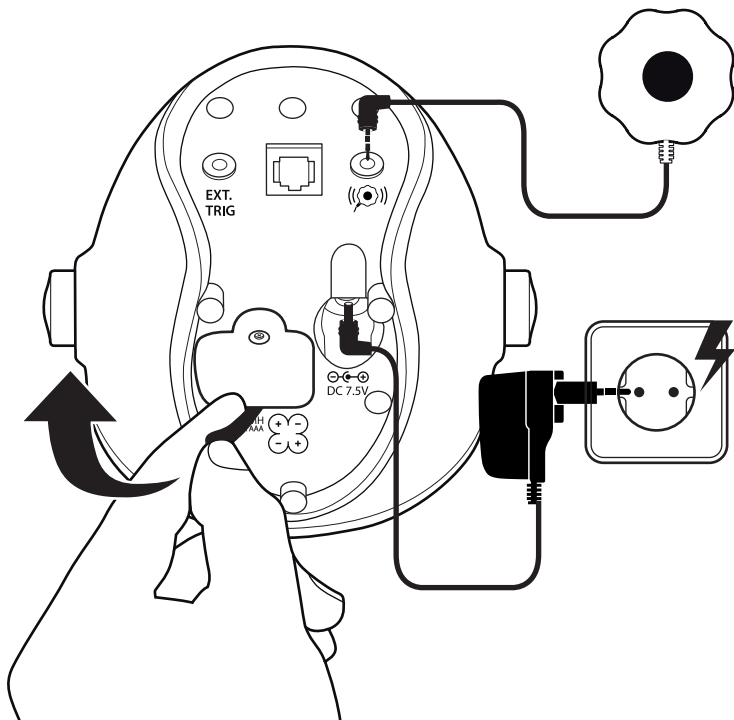


Safe Kom igång

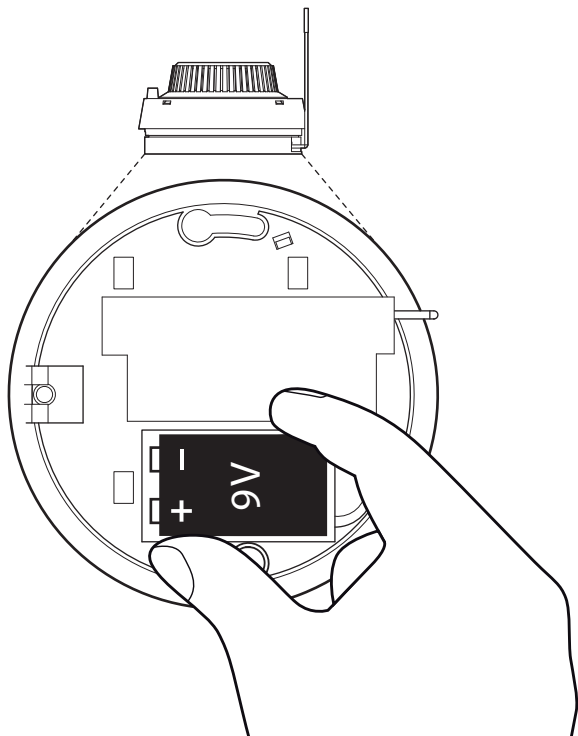
1

Anslut väckarklockan



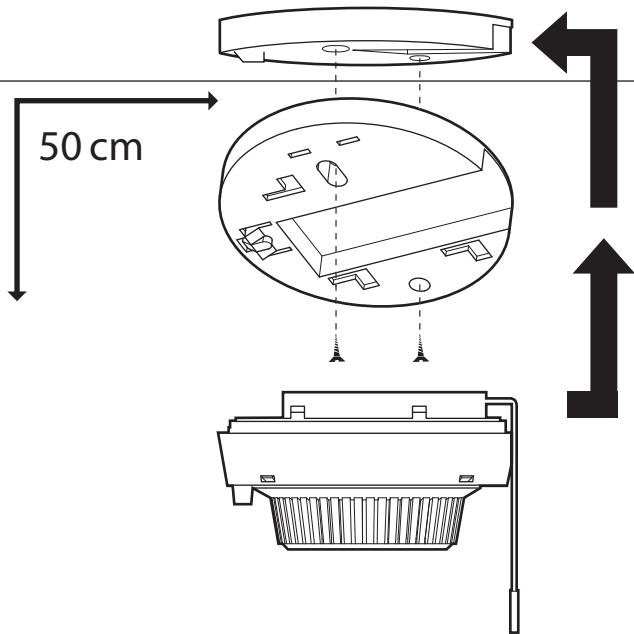
2

Sätt i batteriet

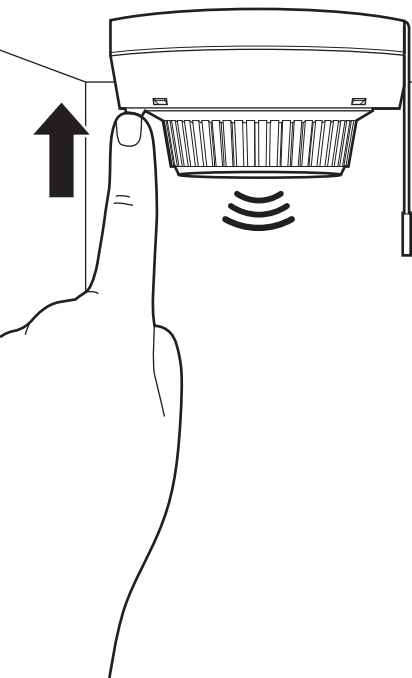


3

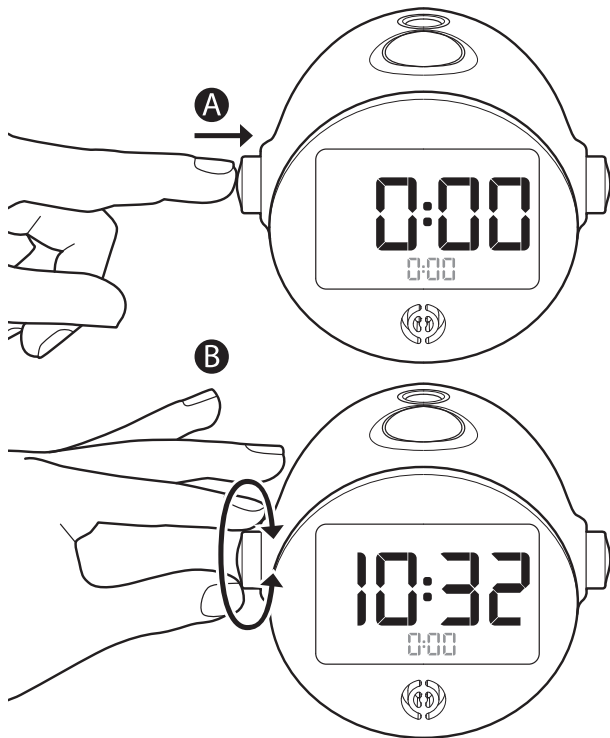
Sätt upp brandvarnaren



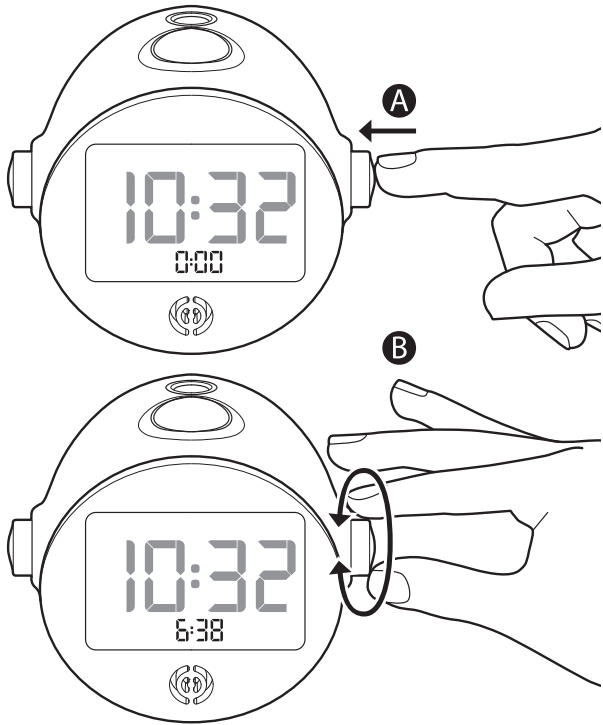
4 Testa signalen



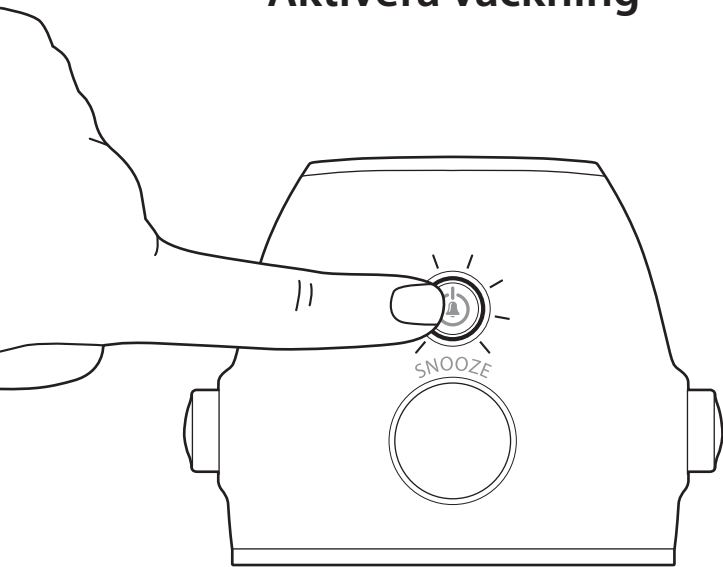
Ställa in tid



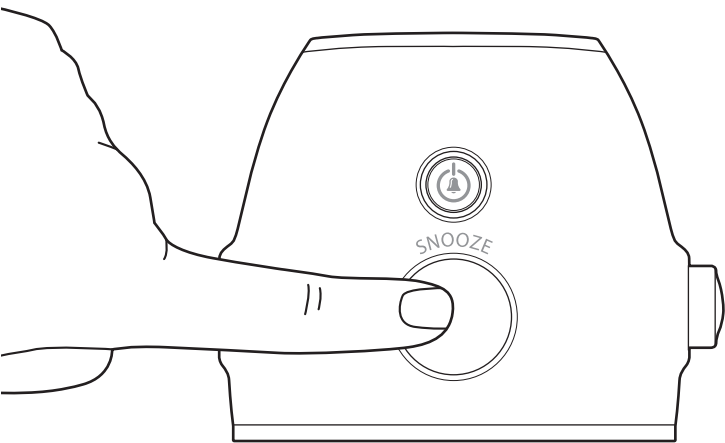
Ställa in väckning



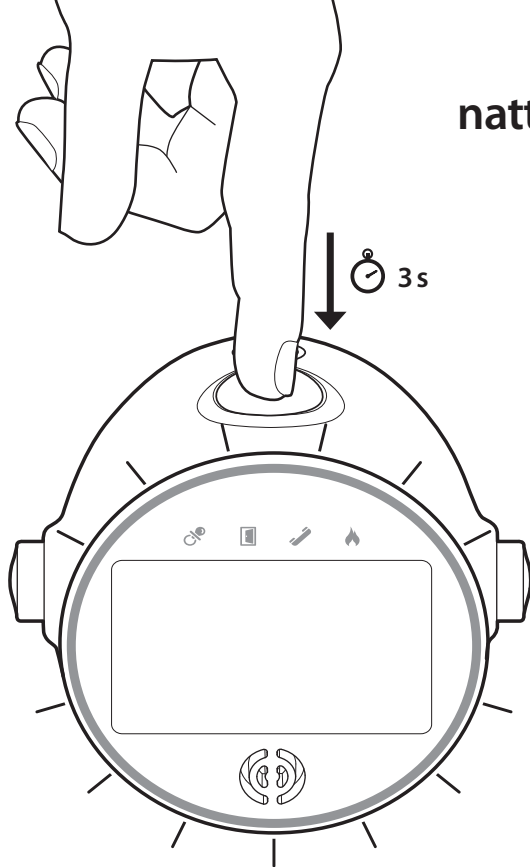
Aktivera väckning



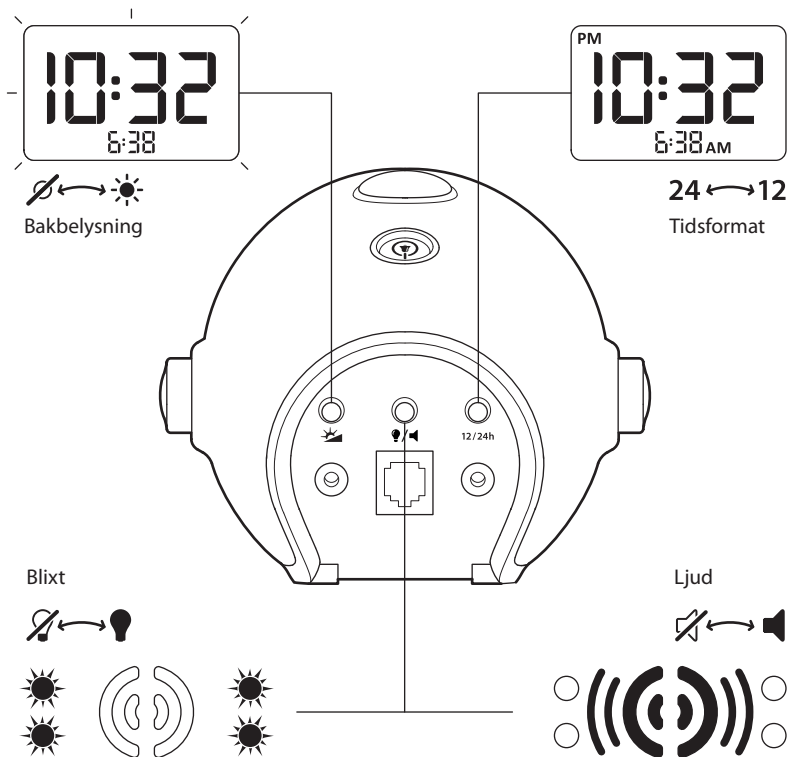
Snooze



Sätt på nattlampan



Inställningar





For use in all EU countries

Hereby, Bellman & Symfon AB, declares that this Alarm Clock is in compliance with the essential requirements and other relevant provisions of directives: R&TTE 1999/5/EC, LVD 1973/23/EC, EMC 1989/336/EC, MDD 1993/42/EEC.

Correct use and disposal of batteries:

Replace only with the same or equivalent type recommended by the manufacturer. Please dispose of old, defective batteries in an environmentally friendly manner in accordance with the relevant legislation.

For a complete Declaration of Conformity please contact info@bellman.se or call +46 31 68 28 20

FCC compliance statement

This device complies with Part 15 of the FCC Rules. Operation is subject to the following two conditions: (1) this device may not cause harmful interference, and (2) this device must accept any interference received, including interference that may cause undesired operation.

Warning: Changes or modifications to this unit not expressly approved by the party responsible for compliance could void the user's authority to operate the equipment.



Note: This equipment has been tested and found to comply with the limits for a Class B digital device, pursuant to Part 15 of the FCC Rules. These limits are designed to provide reasonable protection against harmful interference in a residential installation. This equipment generates, uses and can radiate radio frequency energy and, if not installed and used in accordance with the instructions, may cause harmful interference to radio communications. However, there is no guarantee that interference will not occur in a particular installation. If this equipment does cause harmful interference to radio or television reception, which can be determined by turning the equipment off and on, the user is encouraged to try to correct the interference by one or more of the following measures:

- Reorient or relocate the receiving antenna.



- Increase the separation between the equipment and receiver.
- Connect the equipment into an outlet on a circuit different from that to which the receiver is connected.
- Consult the dealer or an experienced radio/TV technician for help.



Statement for Industry Canada

Le fonctionnement de cet équipement est soumis aux conditions suivantes:

- (1) l'équipement concerné ne doit pas causer d'interférences, et (2) il doit accepter toute interférence reçue, y compris les interférences risquant d'engendrer un fonctionnement indésirable. Cet appareil numérique de la classe B est conforme à la norme NMB-003 du Canada.

This Class B digital apparatus complies with Canadian ICES-003.

Important safety instructions

- To disconnect the power fully, the AC/DC adapter plug must be disconnected from the mains socket.
- The AC/DC adapter plug must not be blocked and must be easy to access for the intended use.
- The marking information is located at the bottom of apparatus.

Bellman & Symfon
Södra Långebergsgatan 30
421 32 Västra Frölunda
Sverige
Tel 031 68 28 20
Fax 031 68 28 90
Email info@bellman.se